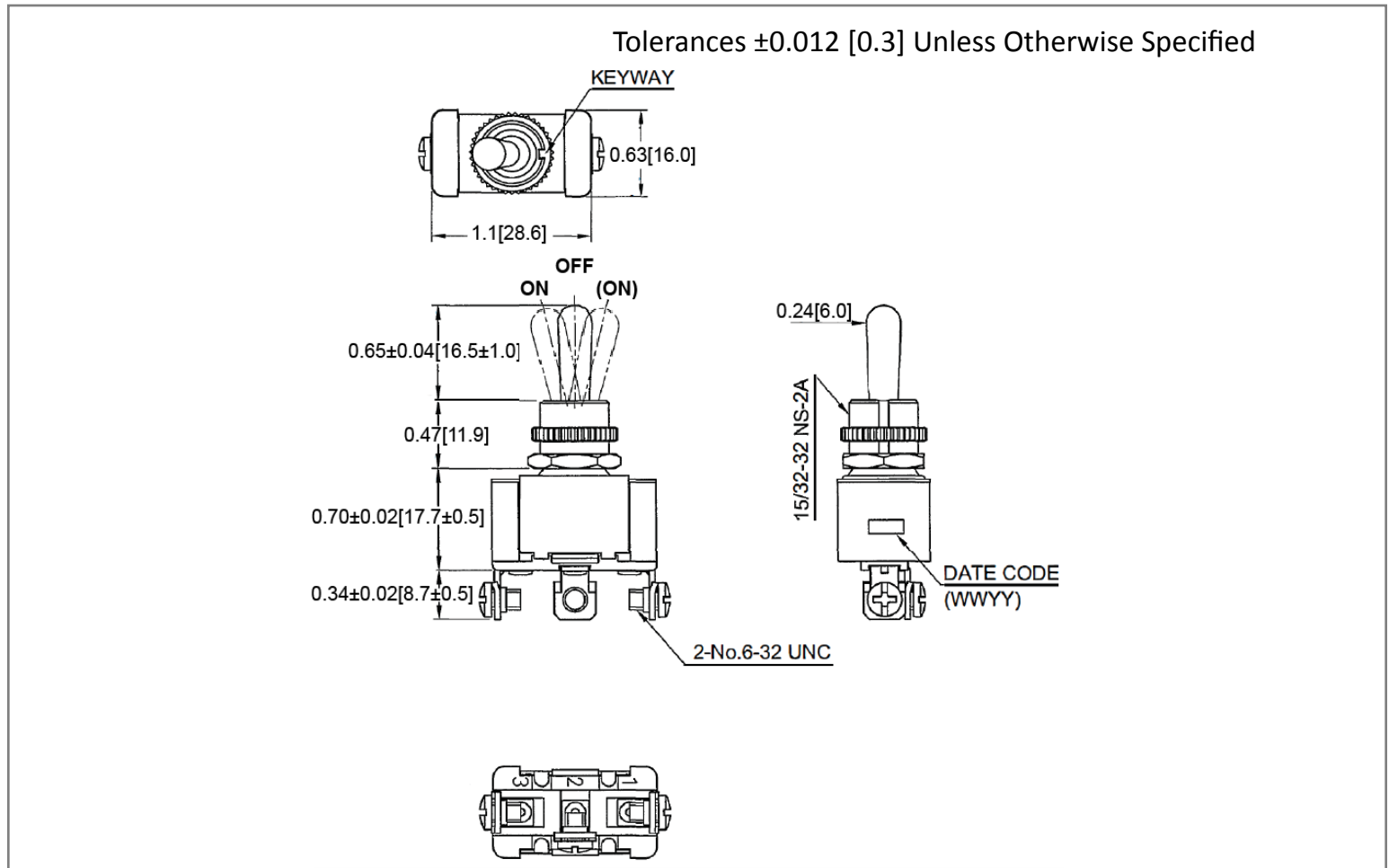
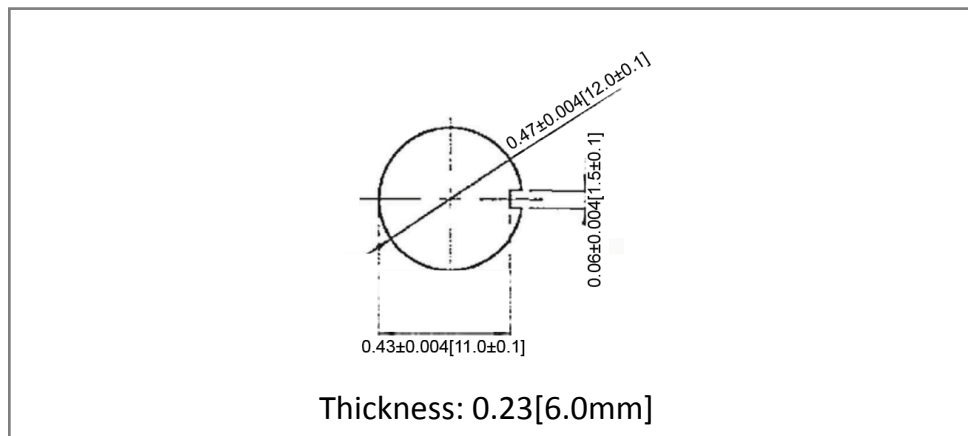


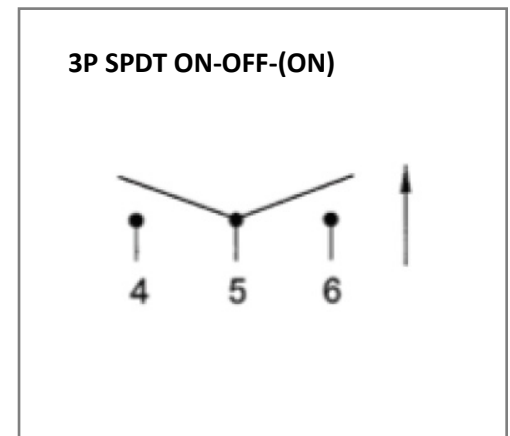
## Mechanical Dimensions: Inches [mm]



## Mounting Hole



## Circuit Diagram



## Electrical Specifications

<b>DC Rating</b>	21A 14V DC
<b>AC Rating</b>	20A 125V AC, 10A 277V AC, 3/4HP 125-250V AC 12(4)A 125/250V AC
<b>Contact Resistance</b>	50m ohm Max
<b>Insulation Resistance</b>	DC 500V 100M ohm Min
<b>Dielectric Strength</b>	AC 1500V 1 minute

## Material Specifications

<b>Operation Force</b>	OFF-ON: 1100gf ± 300 gf, ON-OFF: 600gf ± 200 gf
	1 hex nut assy 1 knurl nut assy
	1 Internal O-Ring
<b>Ingress Protection</b>	IP55
<b>Operation Temperature</b>	-20°C ~ 85°C

<b>Rev</b>	<b>Date of issue</b>	<b>Revision Notes</b>	<b>Designed</b>	<b>Approved</b>
B	02-26-2020	Initial Drawing	RC	OF