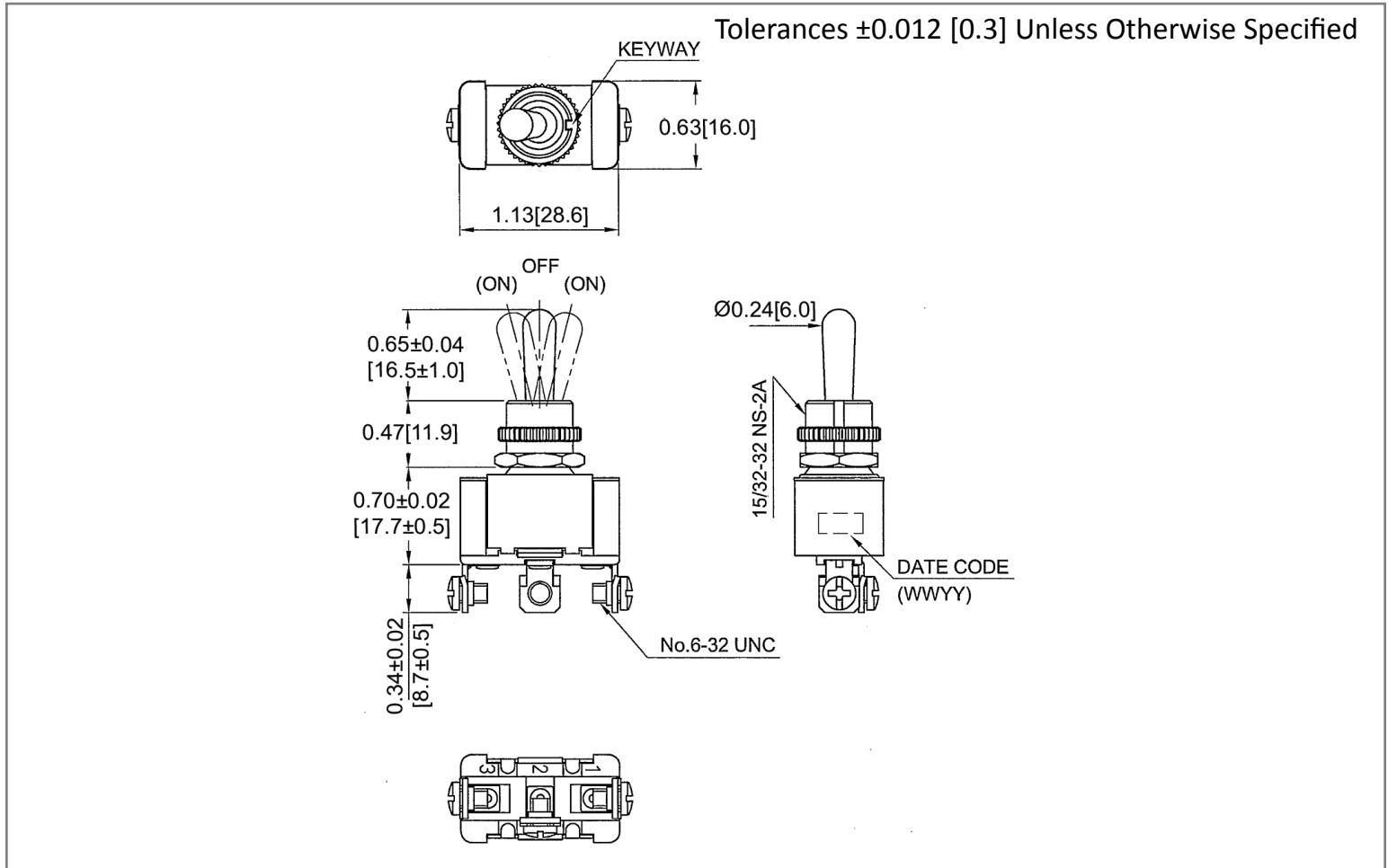
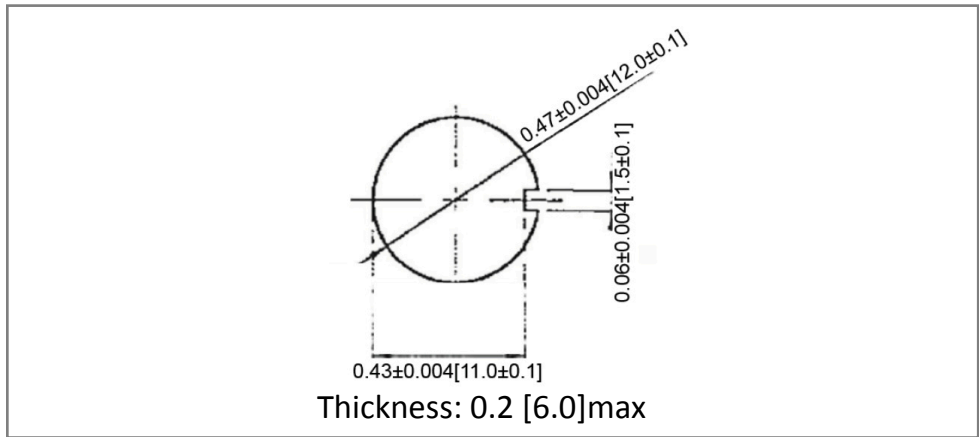


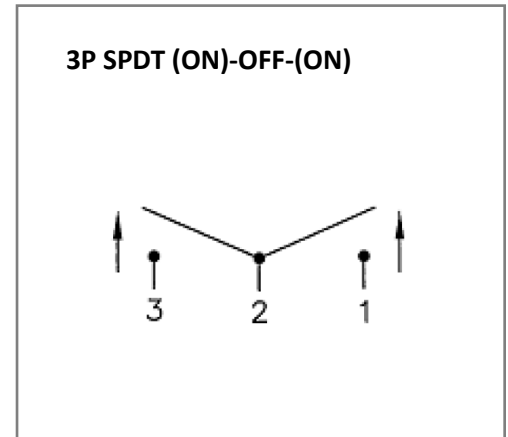
**Mechanical Dimensions: Inches [mm]**



**Mounting Hole**



**Circuit Diagram**



**Electrical Specifications**

<b>DC Rating</b>	21A 14V DC
<b>AC Rating</b>	20A 125V AC, 10A 277V AC, 3/4HP 125-250V AC 12(4)A 125/250V AC
<b>Contact Resistance</b>	50m ohm Max
<b>Insulation Resistance</b>	DC 500V 100M ohm Min
<b>Dielectric Strength</b>	AC 1500V 1 minute

**Material Specifications**

1 HEX NUT ASSY	
1 KNURL NUT ASSY	
1 INTERNAL O-RING	
<b>Operation Force</b>	1500gf $\pm$ 300gf
<b>Ingress Protection</b>	IP55

**Rev      Date of issue      Revision Notes**

**Designed      Approved**

A	02-18-2019	Initial Drawing	RC	OF
---	------------	-----------------	----	----