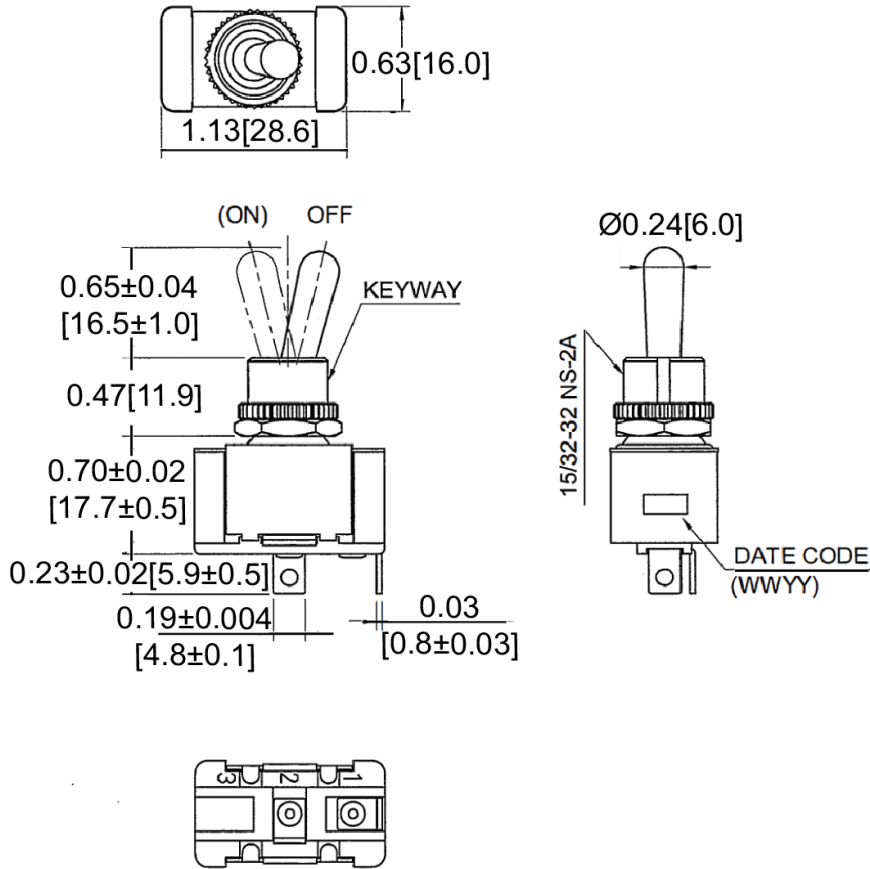
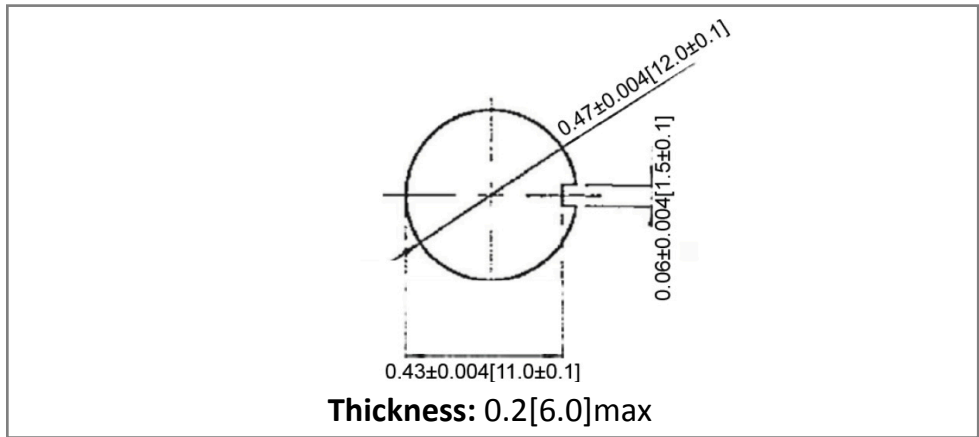


**Mechanical Dimensions: Inches [mm]**

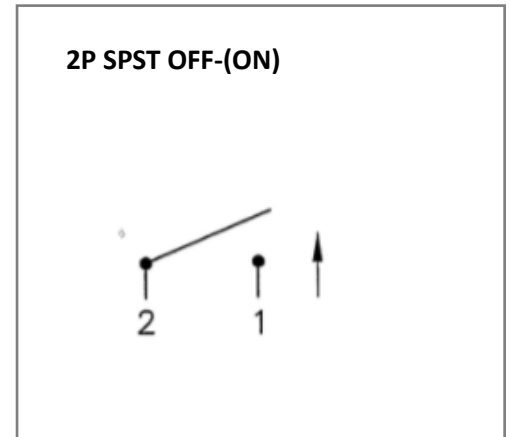
Tolerances  $\pm 0.012$  [0.3] Unless Otherwise Specified



**Mounting Hole**



**Circuit Diagram**



**Electrical Specifications**

<b>DC Rating</b>	21A 14V DC
<b>AC Rating</b>	20A 125V AC, 10A 277V AC, 3/4HP 125-250V AC 12(4)A 125/250V AC
<b>Contact Resistance</b>	50m ohm Max
<b>Insulation Resistance</b>	DC 500V 100M ohm Min
<b>Dielectric Strength</b>	AC 1500V 1 minute

**Material Specifications**

<b>Operation Force</b>	1100gf $\pm$ 400 gf
	1 hex nut assy
	1 knurl nut assy
<b>Operation Temperature</b>	-20°C ~ 85°C

<b>Rev</b>	<b>Date of issue</b>	<b>Revision Notes</b>	<b>Designed</b>	<b>Approved</b>
B	02-18-2020	Initial Drawing	RC	OF