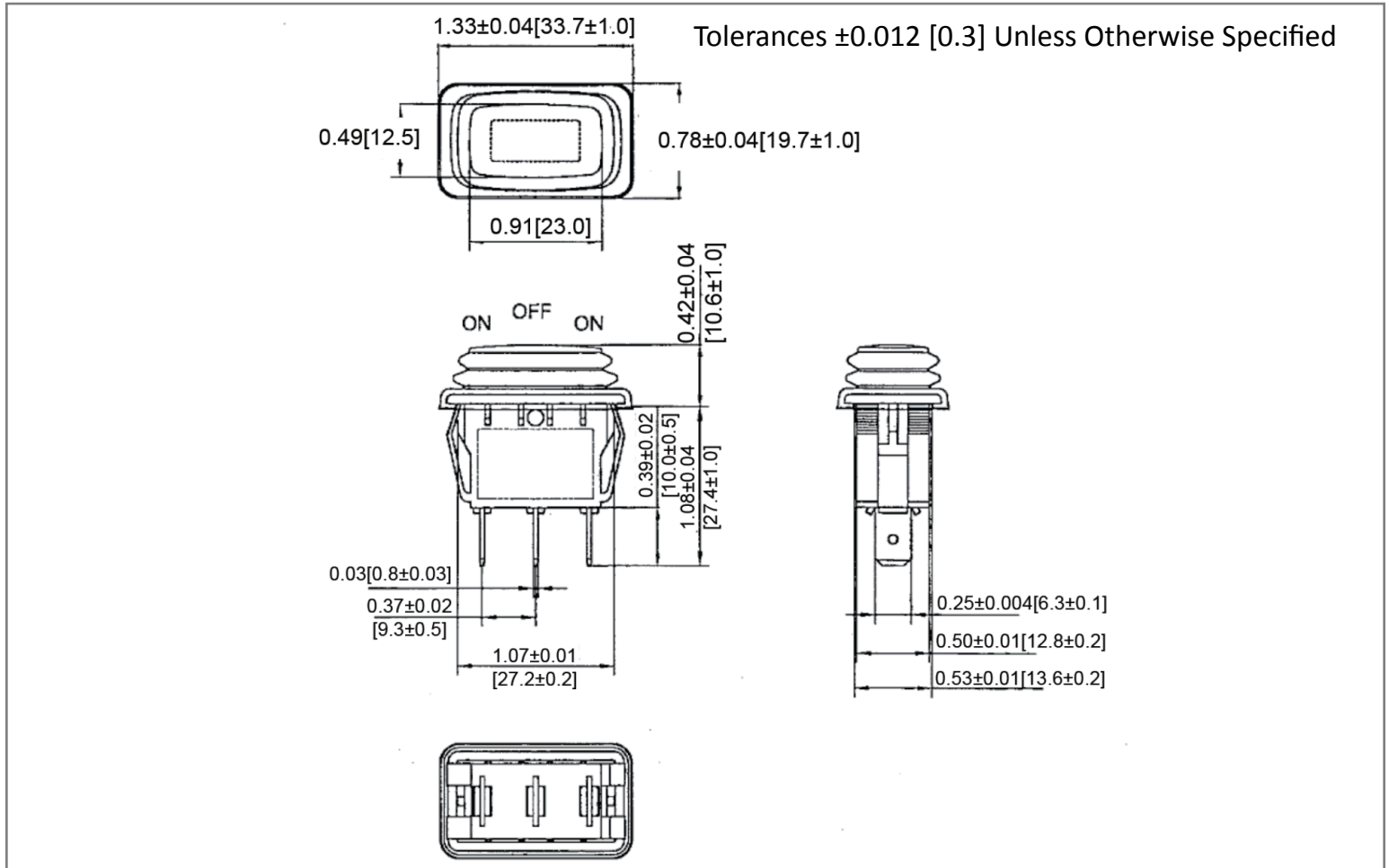
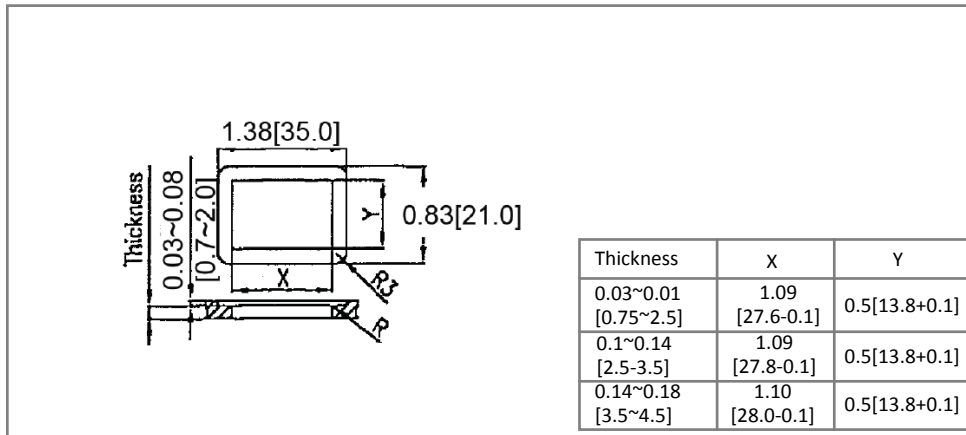


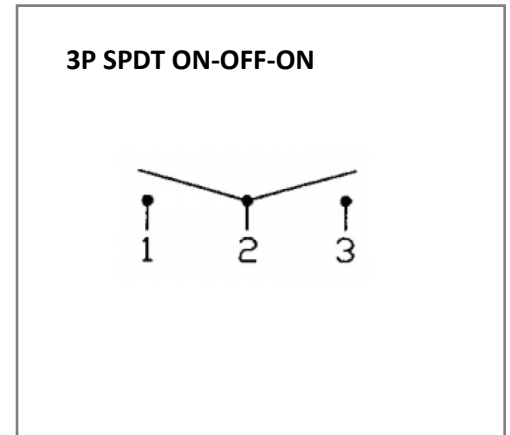
Mechanical Dimensions: Inches [mm]



Mounting Hole



Circuit Diagram



Electrical Specifications

| | |
|------------------------------|--|
| DC Rating | 16A 12V DC, 10A 28V DC |
| AC Rating | 20A 125V AC 1/3HP, 16A 250V AC 1/2HP 16(4)A 125/250V AC |
| Contact Resistance | 50m ohm Max |
| Insulation Resistance | DC 500V 100M ohm Min |
| Dielectric Strength | AC 1500V 1 minute |

Material Specifications

| | |
|------------------------------|-----------------------------|
| Frame | Black, Nylon 66 |
| Actuator | Black, Nylon 66+30%GF |
| Terminals | Copper alloy, Silver plated |
| Ingress Protection | Black, Silicone IP65 |
| Operation Temperature | -25°C~85°C |

| Rev | Date of issue | Revision Notes | Designed | Approved |
|-----|---------------|-----------------|----------|----------|
| B | 06-08-2021 | Initial Drawing | RC | OF |