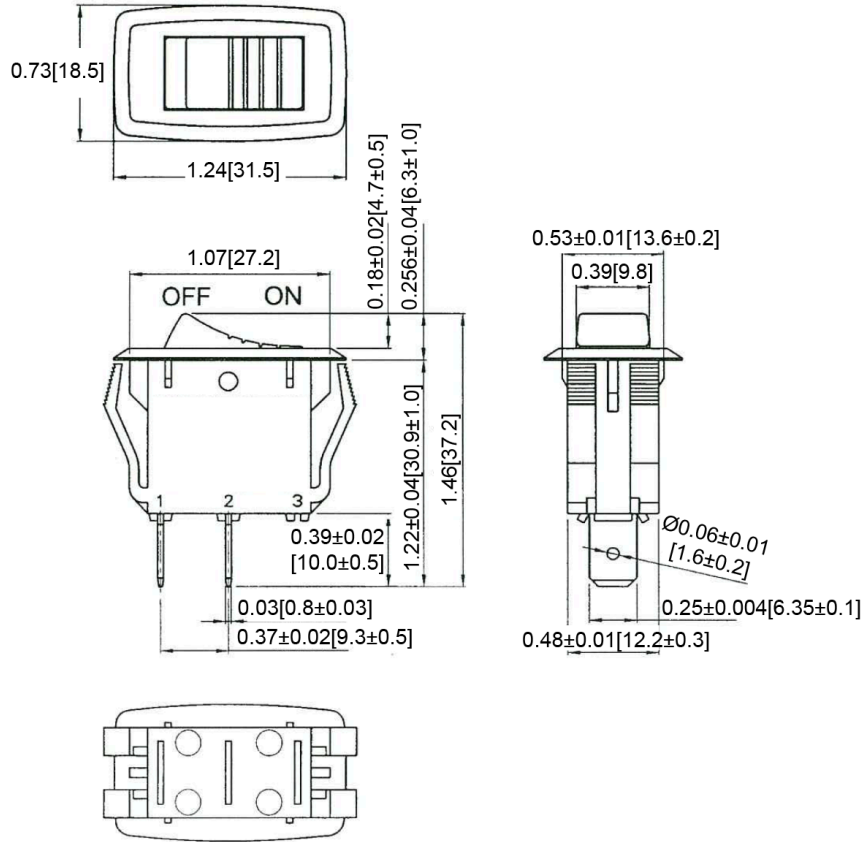
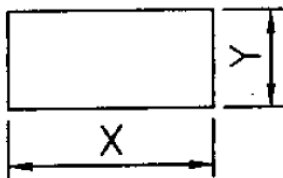


Mechanical Dimensions: Inches [mm]

Tolerances ± 0.012 [0.3] Unless Otherwise Specified



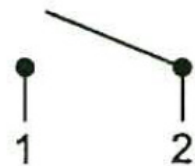
Mounting Hole



Thickness	X	Y
0.1 [0.75~3.0]	1.0 [27.6-0.1]	0.5 [13.8+0.1]
0.1 [3.0~4.0]	1.0 [27.8-0.1]	0.5 [13.8+0.1]
0.1 [4.0~5.0]	1.1 [28.0-0.1]	0.5 [13.8+0.1]

Circuit Diagram

2P SPST OFF-ON



Electrical Specifications

DC Rating	16A 12V DC, 10A 28V DC
AC Rating	20A 125V AC 1/3HP, 16A 250V AC 1/2HP 16(4)A 125/250V AC
Contact Resistance	50m ohm Max
Insulation Resistance	DC 500V 100M ohm Min
Dielectric Strength	AC 1500V 1minute

Material Specifications

Frame	Nylon#66, Black.
Actuator	Black, Nylon#66+33%GF
Terminals	Silver plated , Copper alloy
Operation Temperature	-25°C~85°C

Rev	Date of issue	Revision Notes	Designed	Approved
B	02-26-2020	Initial Drawing	RC	OF